

Protecting Endangered Animals

EPISODE 4




Learn about animals and plants in Namibia as you accompany **Ben**, the honey badger, on his adventures. These Family Activity Sheets are suitable for the whole family. Adult participation is recommended when enjoyed by younger children.





Those animals are going towards the water hole that the black rhino like to use. Perhaps we should follow them.

The animals led the game rangers to where the poachers were. They surprised the poachers, who did not even fight.



The poachers were taken away.




Ben's idea to **alert the game rangers** had worked. Baby rhino was very happy that his mommy was safe again. The other animals were also happy. Ben and Rosie did somersaults. Porcupine's quills all stood up with excitement. Wildebeest happily charged a tree and Jackal ran round and round the other animals.

What are national parks?

National parks are places where the **environment is protected**. People are not allowed to disturb the animals or plants in a national park. Namibia has many national parks.


Some parks, like **Etosha National Park**, have strong fences around them to stop the big animals getting out and eating farmers' plants and animals. Parks in very dry areas, where only a few people live, don't have fences around them. **Dorob** and **Khaudam** national parks are like this.

Game rangers are people who look after the plants and animals by not letting people disturb or hurt them. Game rangers also teach people about how important the animals are.



Make a zebra

Tear thin strips of paper or cut thin strips of black plastic. Give the zebra some stripes by sticking the strips on the picture below. Draw a nice place for the zebra to live. Zebras like to live where there is grass for them to eat, water to drink and bushes for them to hide behind.



Turn to the next page for an exciting activity ...

Create your own game reserve by cutting out the animals on the loose page and sticking them in the game reserve. Think about where the animals might like to live in the game reserve.

- Which kinds of animals would like to live near the tall trees?
- Which animals would like to be near a water hole?
- Think of a name for your game reserve and write it in the space provided.


What can we do?

Learn about the wonderful national parks of Namibia and, if you can, try to visit them. In this way you are supporting the important work that the rangers in the park do to protect the animals and their habitats (places where they live).



Have your say

Send us a picture of your activities on **WhatsApp**: +264 (0)81 257 8617
Some of them will be published on social networks.
Follow us on **Facebook** and **Instagram**: @EduConservation



CC BY-NC-ND: This license allows reusers to copy and distribute the material in any medium or format in unadapted form only, for non-commercial purposes only, and only so long as attribution is given to the creator.

The name of my nature park is

